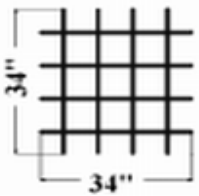
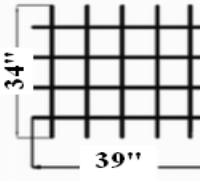
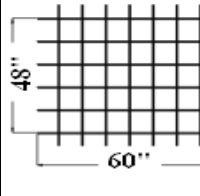
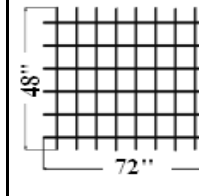
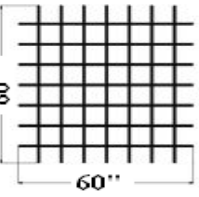
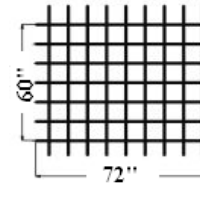
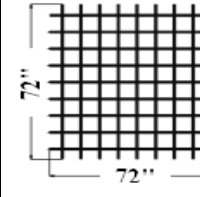
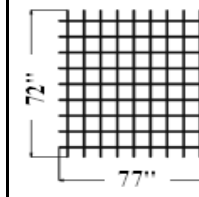




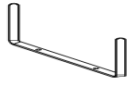

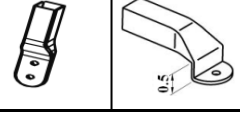

648 Magnetic Dr., Toronto, ON., M3J 2C4
 Tel: 416-665-1313 , 1-888-665-1313
 Fax: 416-665-1338

Fixed Window Bar

				
Item #	E223434	E223439	E224860	E224872
Size (W X H)	34" X 34"	34" X 39"	48" X 60"	48" X 72"

				
Item #	E226060	E226072	E227272	E227772
Size (W X H)	60" X 60"	60" X 72"	72" X 72"	77" X 72"

Installation / Connection Parts of Fixed Window Bar

				
Parts Name	U - Bracket	L - Foot Stand	I - Foot Stand / Offset Foot Stand	Sleeve Connector
Item #	E22U1	E22FL	E22FI E22FZ	E22S1
Installation description	Use U-bracket for inside window frame depth less than 1"	Use L-foot stand for inside window frame depth more than 1"	Use I-feet stand for surface mounting	Use sleeve to connect two window bars together

- Specification:
- * 7" X 7 " Square pattern
 - * 1/2" X 1/2" steel tubing 0.049 18 Gauge
 - * Powder coated for durability
 - * Bars are fixed mount style either reseat (side) mount or surface mounts
 - * Available in brown, black and white colour
 - * Individual packaged for shipping
 - * 1.2 mm tubing sickness