




648 Magnetic Dr., Toronto, ON., M3J 2C4
 Tel: 416-665-1313 , 1-888-665-1313
 Fax: 416-665-1338



Folding Gate

Regular Security Folding Gate

Item #	Size W x H
E1128	28" X 79"
E1138	38" X 79"
E1148	48" X 79"
E1158	58" X 79"
E1168	68" X 79"
E1178	78" X 79"
E1188	88" X 79"
E1198	98" X 79"
E11125	125" X 79"
E1226	28" X 98"
E1238	38" X 98"
E1248	48" X 98"
E1258	58" X 98"
E1268	68" X 98"
E1278	78" X 98"
E12104	104" X 98"
E12125	125" X 98"
E1348	48" X 45"
E1358	58" X 45"
E1368	68" X 45"
E1448	48" X 58"
E1458	58" X 58"
E1468	68" X 58"
E1938	38" X 66"
E1948	48" X 66"
E1958	58" X 66"
E1968	68" X 66"
E1978	78" X 66"
E1988	88" X 66"

Small Diamond Hole Folding Gate

Item #	Size W x H
E1546D	46" X 76"
*Double Small Diamond Hole Folding Gate	
E1546T	46" X 76"
*Triple Small Diamond Hole Folding Gate	

Lock Option

Item #	E1L1	E15P76L
Name	Lock	76" Locking Post
	Slam lock with 100% steel chamber cover	Cylinder hook lock on both side

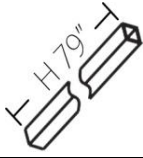
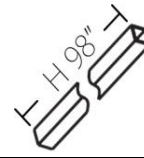

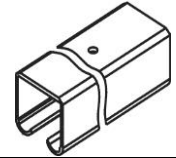
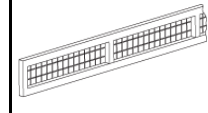

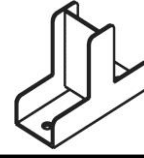
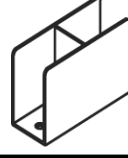

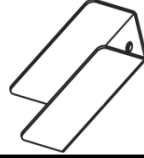
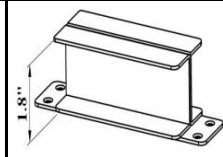
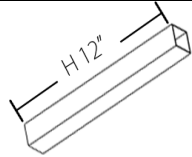
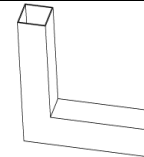
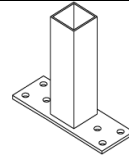
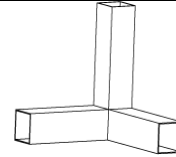



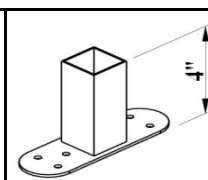
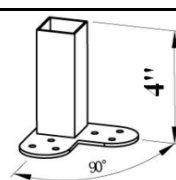
Item #	E15P76LS	E15P96LS
Name	76" Locking Post w. Shoot Bolt	96" Locking Post w. Shoot Bolt
98	Cylinder hook lock with build in shoot bolt	Cylinder hook lock with build in shoot bolt

Castor Wheel

Item #	E1C1	E1C2	E1C3
Name	Regular Castor	Ball Castor	Rubber Castor
	Hard nylon flat wheel, bearing	Hard ball wheel, bearing	Silent rubber wheel, double bearing



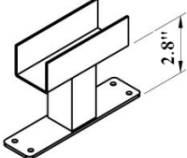
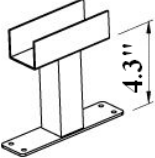
648 Magnetic Dr., Toronto, ON., M3J 2C4
 Tel: 416-665-1313 , 1-888-665-1313
 Fax: 416-665-1338

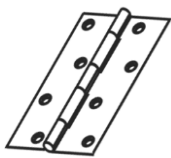
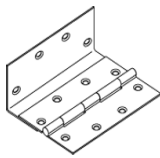
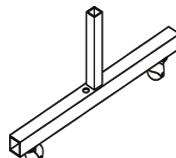

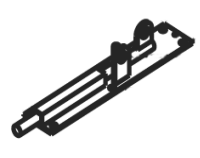
Folding Gate: Installation Parts & Accessories

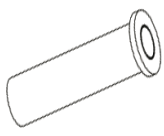


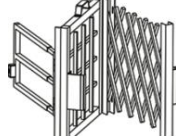
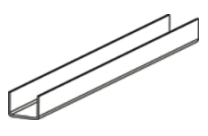
					
Part Name	79" Post	98" Post	Hanging Castor Set	Crowder Track	Joist
Item #	E1P79	E1P98	E1C4	E1C4-R	E1J144
Installation Description	79" Height	98" Height		Use with Hanging Castor	144" x 8"
					
Part Name	Plate Bracket	T - Bracket	Deep T - Bracket	U - Bracket	Deep U - Bracket
Item #	E1L1-1	E1T1	E1T2	E1U1	E1U2
					
Part Name	1.8" "H" Bracket	12" I - Joining Tube	6" L - Joining Tube	6" T - Tube	6" Y - Joining Tube
Item #	E1HB	E1PI12	E1PL6	E1PT6	E1PY6
Installation Description		12"	6"	6"	6"
					
Part Name	Steel Handle	4" Feet	16" Feet	4" Straight Double Feet	4" Angle Double Feet
Item #	E1HD	E1F4	E1F16	E1F4-T	E1F4-L

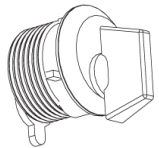
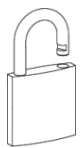
648 Magnetic Dr., Toronto, ON., M3J 2C4
 Tel: 416-665-1313 , 1-888-665-1313
 Fax: 416-665-1338

Folding Gate: Installation Parts & Accessories

					
Part Name	3" Stand - off	6" Stand - off	2.8" Middle Support	4.3" Middle Support	
Item #	E1LB	E1LB6	E1MB3	E1MB4	

					
Part Name	Hinge	L- Hinge	Trolley	Long Shoot Bolt	Shoot Bolt
Item #	E1H1	E1H1-L	E1F1	E1F1-SB	E1SB

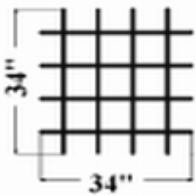
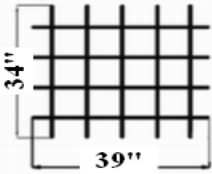
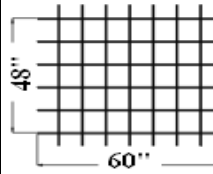
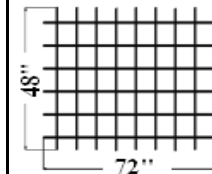
					
Part Name	Shoot Bolt Socket	Plastic End Cap	Plastic End Cap	Carry Out Sample Kit	1/2 Bottom Track
Item #	E1SB - 1	E1CAP	E1CAP2	E1SPKIT	E1C1-R
Installation Description	Long	1/2" sq.	Use with post 1 1/2" sq.		121" Aluminum Alloy

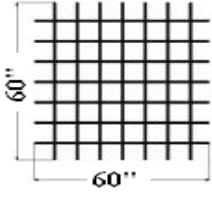
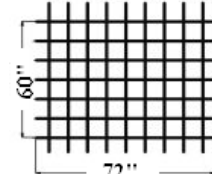
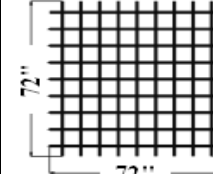
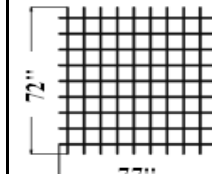
					
Part Name	Thumb Turn	Pad Lock			
Item #	E1TTL	E21L2			



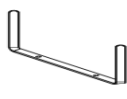

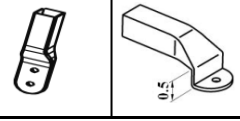
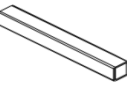
648 Magnetic Dr., Toronto, ON., M3J 2C4
 Tel: 416-665-1313 , 1-888-665-1313
 Fax: 416-665-1338

Fixed Window Bar

				
Item #	E223434	E223439	E224860	E224872
Size (W X H)	34" X 34"	34" X 39"	48" X 60"	48" X 72"

				
Item #	E226060	E226072	E227272	E227772
Size (W X H)	60" X 60"	60" X 72"	72" X 72"	77" X 72"

Installation / Connection Parts of Fixed Window Bar

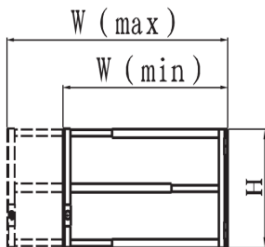
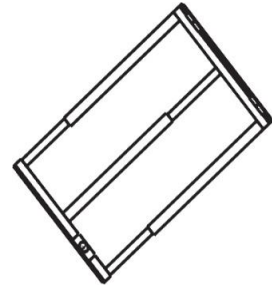
				
Parts Name	U - Bracket	L - Foot Stand	I - Foot Stand / Offset Foot Stand	Sleeve Connector
Item #	E22U1	E22FL	E22FI E22FZ	E22S1
Installation description	Use U-bracket for inside window frame depth less than 1"	Use L-foot stand for inside window frame depth more than 1"	Use I-feet stand for surface mounting	Use sleeve to connect two window bars together

- Specification:
- * 7" X 7 " Square pattern
 - * 1/2" X 1/2" steel tubing 0.049 18 Gauge
 - * Powder coated for durability
 - * Bars are fixed mount style either reseat (side) mount or surface mounts
 - * Available in brown, black and white colour
 - * Individual packaged for shipping
 - * 1.2 mm tubing sickness

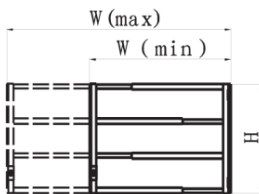


648 Magnetic Dr., Toronto, ON., M3J 2C4
Tel: 416-665-1313 , 1-888-665-1313
Fax: 416-665-1338

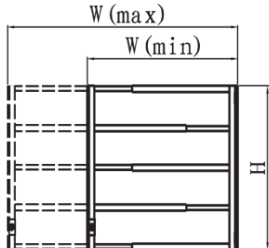
Extendable Window Security bar Hinged, Removable and Push Lock



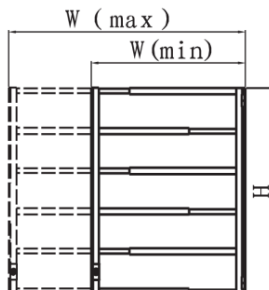
Item #	Width (Min - Max)	Height	# of Bars
E23316	16" - 26"	11"	3
E23325	25" - 45"		
E23342	42" - 78"		



Item #	Width (Min - Max)	Height	# of Bars
E23416	16" - 26"	16"	4
E23425	25" - 45"		
E23442	42" - 78"		



Item #	Width (Min - Max)	Height	# of Bars
E23525	25" - 45"	21"	5
E23542	42" - 78"		



Item #	Width (Min - Max)	Height	# of Bars
E23625	25" - 45"	26"	6
E23642	42" - 78"		

Specification:

- Powder coated for durability
- 3/4" X 3/4" X 0.04" square tubing
- White finish
- Gap between bars is 4 1/4"